

Flow Monitor

RVM/U-L



Operation

The flow monitors type RVM/U-L operate with the float measuring principle

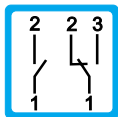
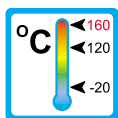


Application

The flow monitor type RVM/U-L are used for measuring volumeflow of gaseous media.

Areas of application:

- Coolingsystems and cooling-circuits
- Mechanical Engineering eg. Weldingmachinery, Laserplants
- Medicine technology
- Pharma industry
- Chemical Industry
- Research and development



Features

The RVM/U-L series proves itself through reliable function and easy handling. Further characteristics of this sturdy type are:

- universal mounting
- high reliability
- high switch accuracy
- infinitely variable switchpoint adjustment through user
- EX-version to ATEX for RVM/U-L1... and for RVM/U-L2... available
- high pressure resistance
- Threaded connection
Special threads on request

Installation hints

The installation of the flow monitor can be done in any way in the system. The flow direction must be observed.

The flow monitor must not be used as a supporting part in a pipeconstruction!

The medium must not contain any solid particles! We recommend the installation of strainer type SFD or SFM.

External magnetic fields influence the switch contact. Keep adequate distance to those magnetic fields (e.g. electromotors)!

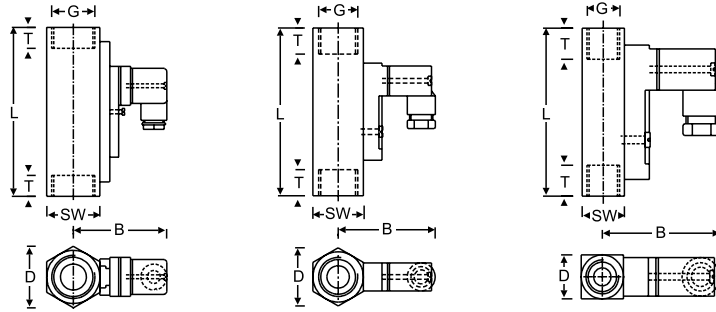
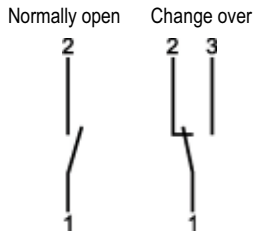
The operating instruction for RVM/U-L must be observed under any circumstances!

RVM/U-L 1 0001 06-04 E M



Measuring Ranges, Technical Data

Connection diagram:



Summary of types RVM/U-L

Type	Range* NI/min Air	Overall dimensions mm							Weight approx. [g]
		SW	D	B	G	DN	T	L	
RVM/U-L40002	0,6 - 2,2	17	17	47	1/4"	8	10	65	140
RVM/U-L40006	1,7 - 6								
RVM/U-L40008	2,5 - 8								
RVM/U-L40012	3 - 12								
RVM/U-4/06L	3 - 22								
RVM/U-L40024	7 - 24								
RVM/U-L40034	12 - 34								
RVM/U-4/2L	16 - 56								
RVM/U-4/3L	20 - 80	27	31	52	1/2"	15	14	90	350
RVM/U-L20010	2,5 - 10								
RVM/U-L20020	5,5 - 20								
RVM/U-L20030	8 - 30								
RVM/U-L20035	10 - 35								
RVM/U-2/3L	24 - 90								
RVM/U-L20220	55 - 220								
RVM/U-L20240	65 - 240								
RVM/U-L20300	80 - 300	41	47	76	3/4"	20	21	152	1200
RVM/U-L10180	60 - 180								
RVM/U-L10300	100 - 300								
RVM/U-L10650	200 - 650				1"	25	17	130	1050

* At 1 bar abs. and 20 °C, other ranges on request

Operating data	RVM/U-L1	RVM/U-L2	RVM/U-L4
Operating pressure: Brass	PN 250 bar	PN 300 bar	PN 300 bar
Operating pressure: Stainless steel	PN 300 bar	PN 350 bar	PN 350 bar
Pressure drop:	0,02 - 0,4 bar	0,02 - 0,3 bar	0,02 - 0,2 bar
Maximum temperature:	120 °C (optional 160 °C)		
Accuracy:	10% of full scale		
Electrical data:			
Normally open:	max. 250V • 3A • 100VA	max. 230V • 3A • 60VA	max. 200V • 1A • 20VA
Change over:	max. 250V • 1,5A • 50VA	max. 250V • 1,5A • 50VA	max. 200V • 1A • 20VA
Atex II 2G EEx m II T6	(only for RVM/U-L1 / RVM/U-L2) Change over: 250V • 1A • 30VA, IP67 / Normally open: 250V • 2A • 60 VA, IP67		
EEx m II T6	(only for RVM/U-L1 / RVM/U-L2) Change over: 250V • 1A • 30VA, IP67 / Normally open: 250V • 2A • 60 VA, IP67		
EEx ia IIC T6	(only for RVM/U-L1 / RVM/U-L2) Change over / Normally open: 45V • 1A, IP67		
Protection type:	IP65 (plug connection DIN 43650 Form A or C) IP67 (1m sealed in cable, with EEx-version 2m)		
Output signal:	The contact opens / changes, when the flow falls below the set point.		
Power supply:	Not required (potential free reed contacts)		
Other plug-types or cable length on request			
Material:	Brass	Stainless Steel	
Wetted parts:	Brass	1.4571	
Spring:	(wetted part) 1.4571	1.4571	
Magnets:	(wetted part) Hardferrit	Hardferrit	
Housing:	(wetted part) Brass nickel-plated	1.4571	

RVM/U-L 2 0004 06-04 E M

